

ARKANSAS HEAD START DATA AND STATISTICS

For the 2012-2013 Program Year



Abstract

For over 48 years, Arkansas Head Start programs have continued to improve the quality of comprehensive pre-school services for children and families in Arkansas. More than 11,000 children and families were served by Head Start (HS), Early Head Start (EHS), and Migrant/Seasonal Head Start (MSHS) programs during the 2012-2013 program year. Services were provided by 22 programs which are operated by a variety of grantees: eleven community action programs, one public school, nine single or multi-purpose non-profits, and one state university system.

Arkansas Head Start Association
1400 West Markham, Ste 406
Little Rock, AR 72201
Telephone: 501.371.0740
Fax: 501.370.9109
Website: www.arheadstart.org

ARKANSAS HEAD START TOTALS 2012-2013

PROGRAM INFORMATION

Children received services through 242 centers and 5 programs offer home-based options. Arkansas programs support participation in state initiatives as well as federal. All classrooms are licensed by the state of Arkansas and 81% of centers have achieved Arkansas Better Beginnings Level Three ★★ ★, Arkansas Better Beginnings Level Two ★★, or Level One ★.

BREAKDOWN OF CLASSROOM INFORMATION:

- 503 Head Start
- 174 Early Head Start
- 38 Migrant/Seasonal Head Start (includes Louisiana and Missouri)

ENROLLMENT INDICATORS

FUNDED ENROLLMENT BREAKDOWN BY PROGRAM	CUMULATIVE ENROLLMENT BREAKDOWN BY PROGRAM	CUMULATIVE ENROLLMENT BREAKDOWN BY AGE	
9,235 Head Start	10,629 Head Start	170	Pregnant Women
1,228 Early Head Start	1,624 Early Head Start	542	Less than 1 Year Old
480 Migrant/Seasonal	337 Migrant/Seasonal	634	1 Year Olds
	157 M/SHS Age 3-5	925	2 Year Olds
9,004 Center-based Full Day	180 M/SHS Age 0-2	4,940	3 Year Olds
1,515 Center-based Part Day	170 Pregnant Women	5,507	4 Year Olds
374 Home-based		42	5 Year Olds
36 Pregnant Women			
14 Locally Designed Option		12,760	Total Cumulative
	12,760 Total Cumulative		
10,943 Total Funded			

CUMULATIVE ENROLLMENT BREAKDOWN BY ETHNICITY/RACE		
1,879	(14.73%)	Hispanic or Latino
10,881	(85.27%)	Non-Hispanic/Non-Latino
44	(0.34%)	American Indian/Alaska Native
61	(0.48%)	Asian
5,083	(39.84%)	Black or African American
38	(0.30%)	Native Hawaiian/Pacific Islander
5,459	(42.78%)	White
787	(6.17%)	Biracial or Multi Racial
678	(5.31%)	Other Race
610	(4.78%)	Unspecified Race

For more information about Head Start in Arkansas, please contact the Arkansas Head Start at 1-501-371-0740 or go to www.arheadstart.org. Data was obtained from the Program Information Report for 2012-2013 collected by the Head Start Enterprise System for the Office of Head Start. Some information may be missing for programs operated by Community Development Institute.

ARKANSAS HEAD START TOTALS 2012-2013

Performance Indicators

This information was obtained from the Office of Head Start Program Information Report. It highlights annual program data in areas of frequent interest and is not a full summary of program performance.

Enrollment	Head Start		EHS		MSHS	
PIR Performance Indicator	Number	%	Number	%	Number	%
Percentage (%) of children enrolled for multiple years	3,342	31.4%	770	45.3%	163	48.4%
Percentage (%) of children enrolled less than 45 days	672	6.3%	69	4.6%	23	6.8%
Percentage (%) of children and pregnant women (if EHS) who left the program and did not re-enroll	1,883	17.7%	527	29.4%	63	18.7%
Percentage (%) of homeless children identified at enrollment	360	3.4%	158	8.8%	0	0.0%
Percentage (%) of foster children enrolled	55	0.5%	16	0.9%	0	0.0%

Services to All Children at Beginning of Enrollment Year Compared to End of Enrollment Year (based on Cumulative Enrollment)

HEAD START	Number at Beginning of Year	%	Number at End of Year	%
Percentage (%) of children with health insurance	9,914	93.3%	10,248	96.4%
Percentage (%) of children with a medical home	9,754	91.8%	10,094	95.0%
Percentage (%) of children with up-to-date immunizations or all possible immunizations to date	9,735	91.6%	10,254	96.5%
Percentage (%) of children with a dental home	8,594	80.9%	9,728	91.5%
EARLY HEAD START	Number at Beginning of Year	%	Number at End of Year	%
Percentage (%) of children with health insurance	1,547	95.3%	1,604	98.8%
Percentage (%) of children with a medical home	1,528	94.1%	1,571	96.7%
Percentage (%) of children with up-to-date immunizations or all possible immunizations to date	1,559	96.0%	1,557	95.9%
Percentage (%) of children with a dental home	990	61.0%	1,193	73.5%
MIGRANT-SEASONAL HEAD START	Number at Beginning of Year	%	Number at End of Year	%
Percentage (%) of children with health insurance	317	94.1%	318	94.4%
Percentage (%) of children with a medical home	331	98.2%	333	98.8%
Percentage (%) of children with up-to-date immunizations or all possible immunizations to date	337	100.0%	337	100.0%
Percentage (%) of children with a dental home	313	92.9%	327	97.0%

For more information about Head Start in Arkansas, please contact the Arkansas Head Start at 1-501-371-0740 or go to www.arheadstart.org. Data was obtained from the Program Information Report for 2012-2013 collected by the Head Start Enterprise System for the Office of Head Start. Some information may be missing for programs operated by Community Development Institute.

ARKANSAS HEAD START TOTALS 2012-2013

Services to Children (based on Cumulative Enrollment)	HEAD START		EHS		MSHS	
	Number	%	Number	%	Number	%
PIR Performance Indicator						
Percentage (%) of all children with an IFSP or IEP	1,819	17.1%	188	11.6%	16	5.9%
Percentage (%) of preschool children with an IEP for one of the primary disabilities reported in the PIR, that received special education or related services for those disabilities	1,712	97.3%			10	100.0%
Percentage (%) of children up-to-date on a schedule of preventive and primary health care per the states EPSDT schedule	8,978	84.5%	1,064	65.5%	184	54.6%
Of the children up-to-date on health screenings, the percentage (%) of children diagnosed with a chronic condition needing medical treatment	815	9.1%	118	11.1%	10	5.4%
Of the children diagnosed with a chronic condition needing medical treatment, the percentage (%) of children who received medical treatment	756	92.8%	109	92.4%	10	100.0%
Percentage (%) of preschool children completing professional dental exams	7,410	69.7%			92	58.6%
Of the preschool children receiving professional dental exams, the percentage (%) of preschool children needing professional dental treatment	1,279	17.3%			30	32.6%
Of the preschool children needing dental treatment, the percentage (%) of preschool children who received dental treatment	991	77.5%			15	50.0%

Family Services								
Total Number of Head Start Families		HS- 9,780	HEAD START		EHS		MSHS	
		EHS-1,508	Number	%	Number	%	Number	%
		MSHS-242						
PIR Performance Indicator								
Percentage (%) of families who received at least one of the family services reported in the PIR			5,407	55.3%	1087	72.1%	171	70.7%
Total Number of Families Experiencing Homelessness that were Served During the Enrollment Year		HS- 411	HEAD START		EHS		MSHS	
		EHS-151	Number	%	Number	%	Number	%
		MSHS-5						
PIR Performance Indicator								
Percentage (%) of families experiencing homelessness during the enrollment year that acquired housing during the enrollment year			61	14.8%	39	25.8%	0	0.0%

For more information about Head Start in Arkansas, please contact the Arkansas Head Start at 1-501-371-0740 or go to www.arheadstart.org. Data was obtained from the Program Information Report for 2012-2013 collected by the Head Start Enterprise System for the Office of Head Start. Some information may be missing for programs operated by Community Development Institute.

ARKANSAS HEAD START TOTALS 2012-2013

ARKANSAS HEAD START STAFF QUALIFICATIONS

Head Start programs in Arkansas employ 3,287 staff. In 1998, the U.S. Congress increased teacher qualifications to require 50% of Head Start Teachers nationwide hold an associate or higher degree in early childhood education or a related field. As Head Start teachers began to work on degrees, many central office staff, center directors, and teacher assistants began pursuing higher education degrees as well. With the 2007 Reauthorization, the U.S. Congress has issued a new goal to achieve 100% of teachers with an associate or higher degree and 50% with a bachelor or higher degree nationwide.

Preschool Staff and Classes (Head Start and Migrant/Seasonal preschool staff only)				
	HEAD START		MSHS	
<i>Preschool Classroom Teachers</i>	550		19	
<i>Preschool Classes</i>	499		12	
<i>Preschool Classroom Assistant Teachers</i>	516		15	
PIR Performance Indicator	Number	%	Number	%
Percentage (%) of preschool classroom teachers that meet the degree/credential requirements of Section 648A.(2)(A) (BA or higher - ECE/related) that will become effective September 2013	316	57.5%	10	52.6%
Percentage (%) of preschool classes in which at least one teacher meets degree/credential requirements of Section 648A.(3)(B) (AA or higher - ECE/related) that became effective October 2011	443	88.8%	12	100.0%
Percentage (%) of preschool classroom assistant teachers with a CDA/equivalent or higher, or are enrolled in a CDA or ECE degree program	444	86.0%	11	73.3%

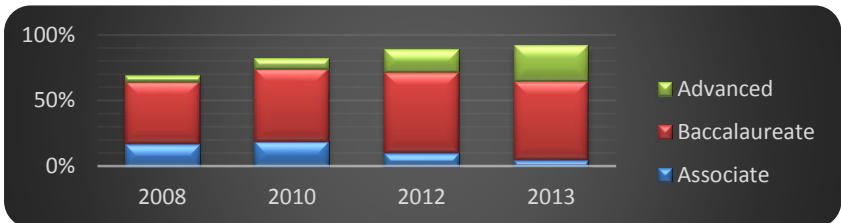
Infant/Toddler Staff (EHS and Migrant/Seasonal infants/toddler staff only)				
	EHS		MSHS	
<i>Early Head Start Center-Based Teachers</i>	283		47	
PIR Performance Indicator	Number	%	Number	%
Percentage (%) of infant and toddler classroom teachers that meet the degree/credential requirements of Section 645A.(h) (CDA/equivalent or higher) that became effective September 2010	269	95.1%	47	100.0%

For more information about Head Start in Arkansas, please contact the Arkansas Head Start at 1-501-371-0740 or go to www.arheadstart.org. Data was obtained from the Program Information Report for 2012-2013 collected by the Head Start Enterprise System for the Office of Head Start. Some information may be missing for programs operated by Community Development Institute.

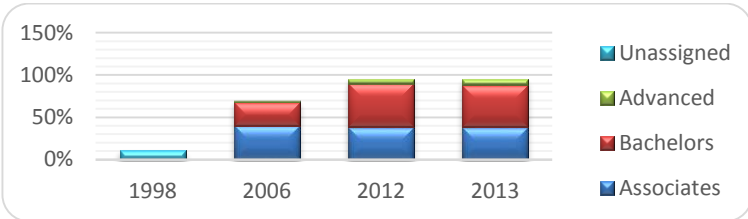
ARKANSAS HEAD START TOTALS 2012-2013

BREAKDOWN OF ADDITIONAL STAFF QUALIFICATIONS

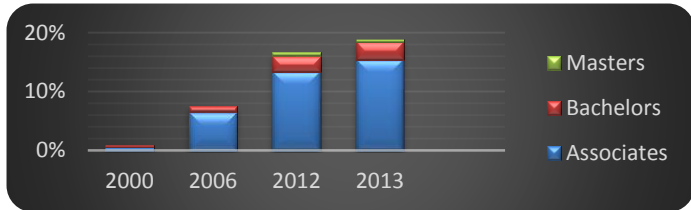
EDUCATION CHILD DEVELOPMENT SUPERVISORS WITH DEGREES



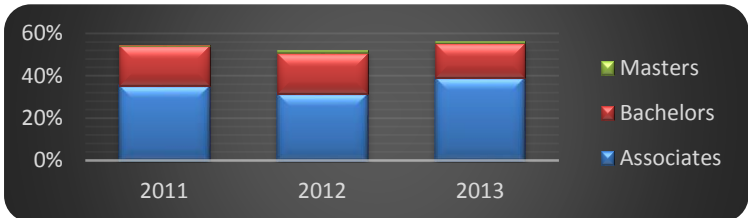
HEAD START TEACHERS WITH DEGREES



HEAD START ASSISTANT TEACHERS WITH DEGREES



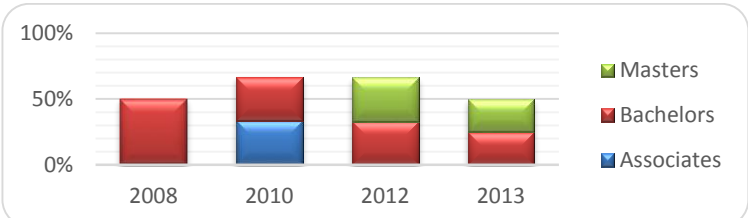
EARLY HEAD START TEACHERS WITH DEGREES



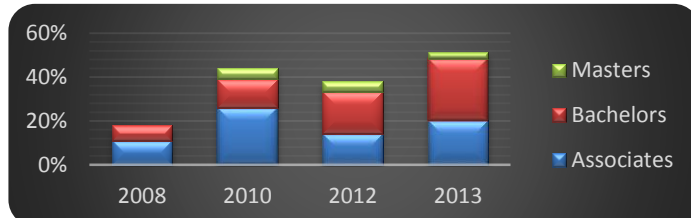
EHS ASSISTANT TEACHERS WITH DEGREES



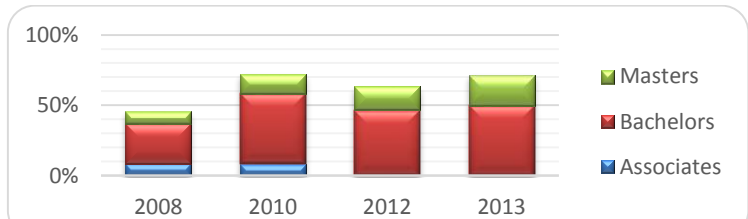
HOME-BASED SUPERVISORS WITH DEGREES



HOME-BASED VISITORS WITH DEGREES



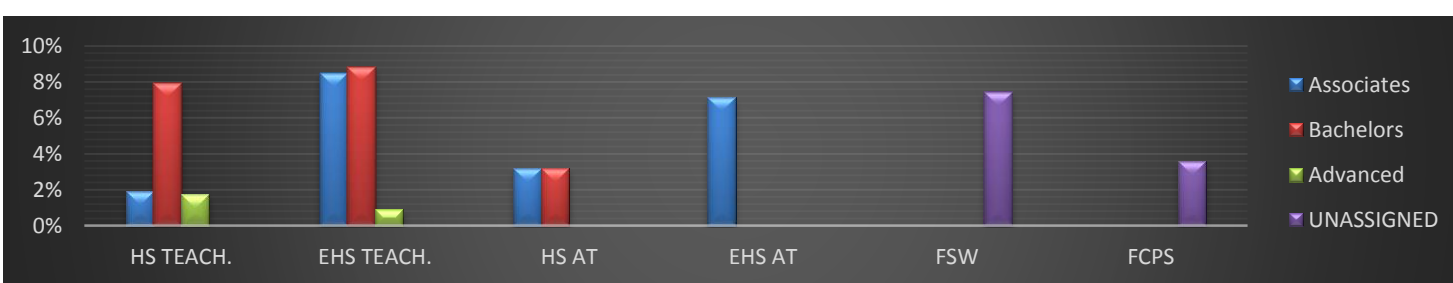
FCP SUPERVISORS WITH DEGREES



FAMILY SERVICES WORKERS WITH DEGREES



STAFF PURSUING DEGREES



For more information about Head Start in Arkansas, please contact the Arkansas Head Start at 1-501-371-0740 or go to www.arheadstart.org. Data was obtained from the Program Information Report for 2012-2013 collected by the Head Start Enterprise System for the Office of Head Start. Some information may be missing for programs operated by Community Development Institute.