

# ARKANSAS HEAD START TOTALS 2009-2010

For over 45 years, Arkansas Head Start programs have continued to improve the quality of comprehensive pre-school services for children and families in Arkansas.



## FEDERAL TO LOCAL FUNDING:

The 21 programs are operated by a variety of grantees: eleven community action programs, one public school, eight single or multi-purpose non-profits, and one state university system.

Artwork by Hayley  
Ozark Opportunities, Inc.



## PROGRAM INFORMATION

All classrooms are licensed by the state of Arkansas and 75% of centers have achieved Arkansas Better Beginnings Level Three ★★ or Arkansas Better Beginnings Level Two ★★ as of 01/12/2011. Children received services through 263 centers in 717 classrooms and 7 programs offer home-based options.

### BREAKDOWN OF CLASSROOM INFORMATION:

- 511 Head Start
- 151 Early Head Start
- 55 Migrant/Seasonal Head Start (includes Louisiana and Missouri)

| PERFORMANCE INDICATORS  | HS     | EHS     | MSHS   |
|---|--------|---------|--------|
| Children Receiving Medical Treatment                              | 97.74% | 100.00% | 98.86% |
| Children with a Dental Home                                       | 90.64% | 61.97%  | 91.44% |
| Preschool Children Completing Professional Dental Exams           | 83.29% |         | 91.64% |
| Preschool Children Receiving Dental Treatment                     | 74.46% |         | 91.67% |
| Teaching Staff to Child Ratio                                     | 8.41   | 3.16    | 4.71   |
| Average Class Size  | 18.75  | 5.24    | 8.73   |
| Children with an IEP  | 20.91% |         | 4.79%  |
| Children with an IFSP   |        | 10.32%  | 1.46%  |
| Families who Received Family Services                             | 63.85% | 58.35%  | 95.37% |
| Staff that are Current/Former Head Start/Early Head Start Parents | 37.36% | 31.81%  | 39.36% |

## ENROLLMENT INFORMATION

| FUNDED ENROLLMENT<br>BREAKDOWN BY PROGRAM | CUMULATIVE ENROLLMENT<br>BREAKDOWN BY AGE | CUMULATIVE ENROLLMENT BREAKDOWN BY<br>ETHNICITY/RACE |
|---|---|--|
| 9,850 Head Start                          | 116 (0.9%) Pregnant Women                 | 1,966 (14.8%) Hispanic or Latino                     |
| 988 Early Head Start                      | 433 (3.3%) Less than 1 Year Old           | 11,332 (85.2%) Non-Hispanic/Non-Latino               |
| 480 Migrant/Seasonal                      | 505 (3.8%) 1 Year Olds                    |  |
|   | 860 (6.5%) 2 Year Olds                    | 63 (0.5%) American Indian/Alaska Native              |
| 10,065 Center-based Full Day              | 5,358 (40.3%) 3 Year Olds                 | 53 (0.4%) Asian                                      |
| 787 Center-based Part Day                 | 5,961 (44.8%) 4 Year Olds                 | 5,337 (40.1%) Black or African American              |
| 413 Home-based                            | 65 (0.5%) 5 Year Olds                     | 50 (0.4%) Native Hawaiian/Pacific Islander           |
| 53 Pregnant Women                         |   | 5,925 (44.6%) White                                  |
|   |   | 635 (4.8%) Biracial or Multi Racial                  |
|   |   | 1,100 (8.3%) Other Race                              |
| 11,318 Total Funded                       | 13,298 Total Cumulative                   | 135 (1.0%) Unspecified Race                          |

**OTHER ENROLLMENT INFORMATION:** Federal law requires Head Start programs to designate at least 10% of slots for children with disabilities. Services were provided to 2,083 (20.91% HS/4.79% MSHS) preschool children and 109 (10.32% EHS/1.46% MSHS) infants/toddlers. Services were also provided to 461 (3.5%) homeless children and 72 (0.5%) foster children.

# ARKANSAS HEAD START STAFF INFORMATION

Arkansas Head Start, Early Head Start, and Migrant-Seasonal Head Start programs employ a total of 3,152 Staff which includes:

- 102 Child Development Supervisors
- 867 Teachers
- 624 Teacher Assistant Aids
- 3 Home-based Supervisors
- 38 Home-based Visitors
- 249 Family Service Workers
- 36 Family and Community Partnership Supervisors

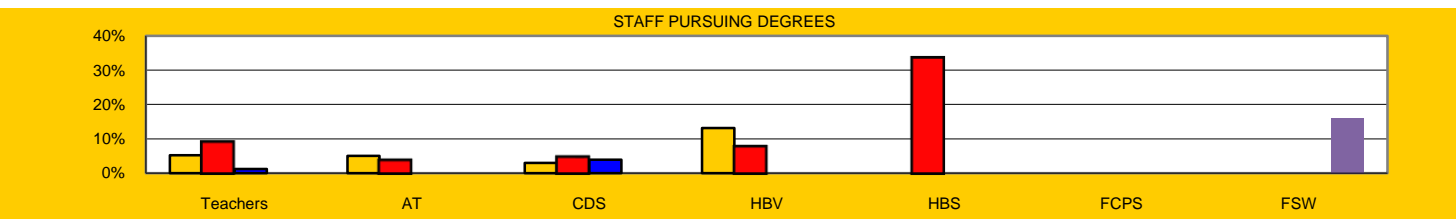
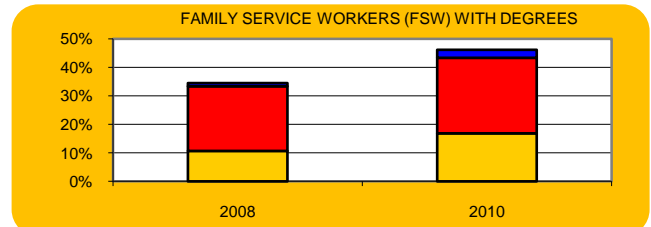
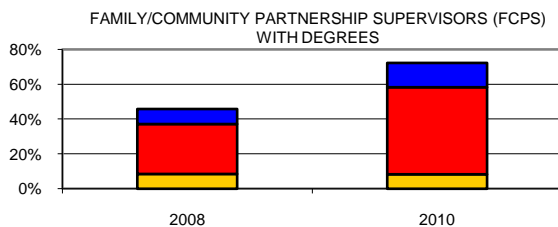
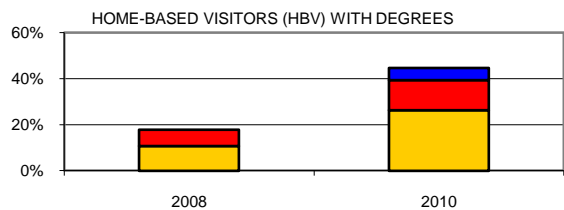
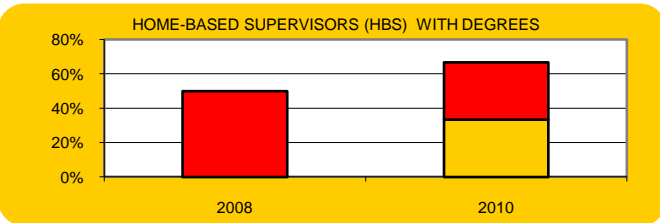
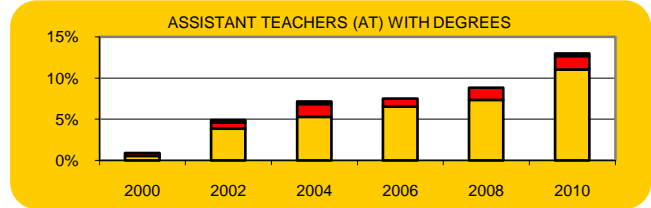
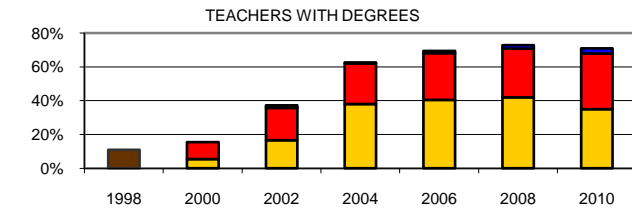
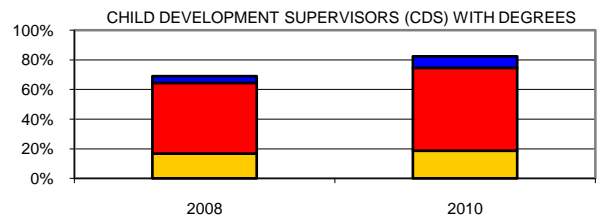
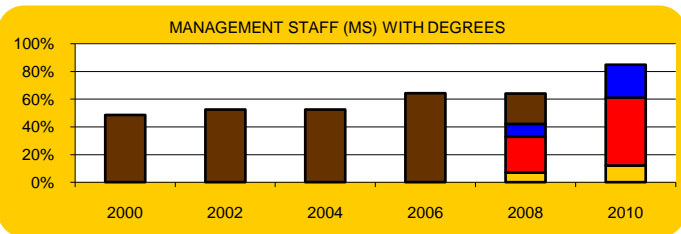


Artwork by A'lanta, UAMS Head Start/Early Head Start

## STAFF QUALIFICATIONS

In 1998, the U.S. Congress increased teacher qualifications to require 50% of Head Start Teachers nationwide hold an associate or higher degree in early childhood education or a related field. As Head Start teachers began to work on degrees, many central office staff, center directors, and teacher assistants began pursuing higher education degrees as well. With the 2007 Reauthorization, the U.S. Congress has issued a new goal to achieve 100% of teachers with an associate or higher degree and 50% with a bachelor or higher degree nationwide.

**Legend for Degrees:** Associates (Yellow), Bachelors (Red), Masters+ (Blue), Unclassified (Brown)



For more information, contact Arkansas Head Start at 1-866-371-0740 or go to [www.arheadstart.org](http://www.arheadstart.org).