

ARKANSAS HEAD START DATA AND STATISTICS

For the 2010-2011 Program Year



Abstract

For over 46 years, Arkansas Head Start programs have continued to improve the quality of comprehensive pre-school services for children and families in Arkansas. More than 11,000 children and families were served by Head Start (HS), Early Head Start (EHS), and Migrant/Seasonal Head Start (MSHS) programs during the 2010-2011 program year. Services were provided by 21 programs which are operated by a variety of grantees: eleven community action programs, one public school, eight single or multi-purpose non-profits, and one state university system.

Arkansas Head Start Association
1400 West Markham, Ste 406
Little Rock, AR 72201
Telephone: 501.371.0740
Fax: 501.370.9109
Website: www.arheadstart.org

ARKANSAS HEAD START TOTALS 2010-2011

PROGRAM INFORMATION

Children received services through 254 centers and 7 programs offer home-based options. Arkansas programs support participation in state initiatives as well as federal. All classrooms are licensed by the state of Arkansas and 82.28% of centers have achieved Arkansas Better Beginnings Level Three ★★ or Arkansas Better Beginnings Level Two ★★ as of 12/07/2011.

BREAKDOWN OF CLASSROOM INFORMATION:

- 501 Head Start
- 181 Early Head Start
- 47 Migrant/Seasonal Head Start (includes Louisiana and Missouri)

ENROLLMENT INDICATORS

FUNDED ENROLLMENT BREAKDOWN BY PROGRAM	CUMULATIVE ENROLLMENT BREAKDOWN BY PROGRAM	CUMULATIVE ENROLLMENT BREAKDOWN BY AGE
9,494 Head Start	10,889 Head Start	151 (1.16%) Pregnant Women
1,148 Early Head Start	1,493 Early Head Start	504 (3.89%) Less than 1 Year Old
481 Migrant/Seasonal	431 Migrant/Seasonal	564 (4.35%) 1 Year Olds
	222 M/SHS Age 3-5	987 (7.61%) 2 Year Olds
9,998 Center-based Full Day	209 M/SHS Age 0-2	4,969 (38.33%) 3 Year Olds
650 Center-based Part Day	151 Pregnant Women	5,467 (42.17%) 4 Year Olds
431 Home-based		322 (2.48%) 5 Year Olds
44 Pregnant Women		
11,123 Total Funded	12,964 Total Cumulative	12,964 Total Cumulative

CUMULATIVE ENROLLMENT BREAKDOWN BY ETHNICITY/RACE		
2,002	(15.44%)	Hispanic or Latino
10,962	(84.56%)	Non-Hispanic/Non-Latino
68	(0.52%)	American Indian/Alaska Native
55	(0.42%)	Asian
4,878	(37.63%)	Black or African American
56	(0.43%)	Native Hawaiian/Pacific Islander
5,859	(45.19%)	White
748	(5.77%)	Biracial or Multi Racial
1,078	(8.32%)	Other Race
222	(1.71%)	Unspecified Race

For more information about Head Start in Arkansas, please contact the Arkansas Head Start at 1-501-371-0740 or go to www.arheadstart.org. Data was obtained from the Program Information Report for 2010-2011 collected by the Head Start Enterprise System for the Office of Head Start. Some information may be missing for programs operated by Community Development Institute.

ARKANSAS HEAD START TOTALS 2010-2011

Performance Indicators

This information was obtained from the Office of Head Start Program Information Report. It highlights annual program data in areas of frequent interest and is not a full summary of program performance.

Enrollment	Head Start		EHS		MSHS	
PIR Performance Indicator	Number	%	Number	%	Number	%
Percentage (%) of children enrolled for multiple years	3,622	33.3%	676	45.3%	249	57.8%
Percentage (%) of children enrolled less than 45 days	598	5.5%	69	4.6%	34	7.9%
Percentage (%) of children and pregnant women (if EHS) who left the program and did not re-enroll	1,881	17.3%	384	23.4%	120	27.8%
Percentage (%) of homeless children identified at enrollment	211	1.94%	91	6.1%	8	1.9%
Percentage (%) of foster children enrolled	82	0.75%	15	1.0%	0	0.0%

Services to All Children at Beginning of Enrollment Year Compared to End of Enrollment Year (based on Cumulative Enrollment)

HEAD START	Number at Beginning of Year	%	Number at End of Year	%
Percentage (%) of children with health insurance	9,746	89.5%	10,478	96.2%
Percentage (%) of children with a medical home	10,012	91.9%	10,647	97.8%
Percentage (%) of children with up-to-date immunizations or all possible immunizations to date	10,224	93.9%	10,782	99.0%
Percentage (%) of children with a dental home	8,525	78.3%	10,207	93.7%
EARLY HEAD START	Number at Beginning of Year	%	Number at End of Year	%
Percentage (%) of children with health insurance	1,331	89.1%	1,420	95.1%
Percentage (%) of children with a medical home	1,346	90.2%	1,424	95.4%
Percentage (%) of children with up-to-date immunizations or all possible immunizations to date	1,385	92.8%	1,377	92.2%
Percentage (%) of children with a dental home	751	50.3%	1,002	67.1%
MIGRANT-SEASONAL HEAD START	Number at Beginning of Year	%	Number at End of Year	%
Percentage (%) of children with health insurance	336	78.0%	402	93.3%
Percentage (%) of children with a medical home	403	93.5%	424	98.4%
Percentage (%) of children with up-to-date immunizations or all possible immunizations to date	431	100.0%	431	100.0%
Percentage (%) of children with a dental home	343	79.6%	428	99.3%

For more information about Head Start in Arkansas, please contact the Arkansas Head Start at 1-501-371-0740 or go to www.arheadstart.org. Data was obtained from the Program Information Report for 2010-2011 collected by the Head Start Enterprise System for the Office of Head Start. Some information may be missing for programs operated by Community Development Institute.

ARKANSAS HEAD START TOTALS 2010-2011

Services to Children (based on Cumulative Enrollment)	HEAD START		EHS		MSHS	
	Number	%	Number	%	Number	%
PIR Performance Indicator						
Percentage (%) of all children with an IFSP or IEP	1,775	16.3%	126	8.4%	30	7.0%
Percentage (%) of preschool children with an IEP for one of the primary disabilities reported in the PIR, that received special education or related services for those disabilities	1,652	93.2%			24	100.0%
Percentage (%) of children up-to-date on a schedule of preventive and primary health care per the states EPSDT schedule	9,525	87.5%	1,348	90.3%	414	96.1%
Of the children up-to-date on health screenings, the percentage (%) of children diagnosed with a chronic condition needing medical treatment	1,530	16.1%	316	23.4%	84	20.3%
Of the children diagnosed with a chronic condition needing medical treatment, the percentage (%) of children who received medical treatment	1,450	94.8%	301	95.3%	77	91.7%
Percentage (%) of preschool children completing professional dental exams	8,675	79.7%			203	91.4%
Of the preschool children receiving professional dental exams, the percentage (%) of preschool children needing professional dental treatment	1,618	18.7%			28	13.8%
Of the preschool children needing dental treatment, the percentage (%) of preschool children who received dental treatment	1,260	77.9%			26	92.9%

Family Services							
Total Number of Head Start Families		HS- 9,909		EHS-1,444		MSHS-310	
PIR Performance Indicator		HEAD START		EHS		MSHS	
Number	%	Number	%	Number	%	Number	%
Percentage (%) of families who received at least one of the family services reported in the PIR		6,941	70.0%	960	66.5%	254	81.9%
Total Number of Families Experiencing Homelessness that were Served During the Enrollment Year		HS- 278		EHS-94		MSHS-11	
PIR Performance Indicator		HEAD START		EHS		MSHS	
Number	%	Number	%	Number	%	Number	%
Percentage (%) of families experiencing homelessness during the enrollment year that acquired housing during the enrollment year		74	26.6%	14	14.9%	2	18.2%

For more information about Head Start in Arkansas, please contact the Arkansas Head Start at 1-501-371-0740 or go to www.arheadstart.org. Data was obtained from the Program Information Report for 2010-2011 collected by the Head Start Enterprise System for the Office of Head Start. Some information may be missing for programs operated by Community Development Institute.

ARKANSAS HEAD START TOTALS 2010-2011

ARKANSAS HEAD START STAFF QUALIFICATIONS

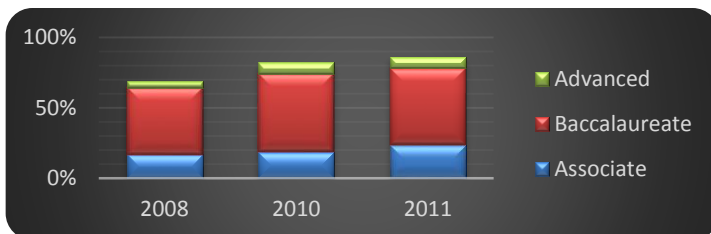
Head Start programs in Arkansas employ over 3,229 staff. In 1998, the U.S. Congress increased teacher qualifications to require 50% of Head Start Teachers nationwide hold an associate or higher degree in early childhood education or a related field. As Head Start teachers began to work on degrees, many central office staff, center directors, and teacher assistants began pursuing higher education degrees as well. With the 2007 Reauthorization, the U.S. Congress has issued a new goal to achieve 100% of teachers with an associate or higher degree and 50% with a bachelor or higher degree nationwide.

Preschool Staff and Classes (Head Start and Migrant/Seasonal preschool staff only)				
	HEAD START		MSHS	
Preschool Classroom Teachers	537		32	
Preschool Classes	476		5	
Preschool Classroom Assistant Teachers	545		18	
PIR Performance Indicator	Number	%	Number	%
Percentage (%) of preschool classroom teachers that meet the degree/credential requirements of Section 648A.(2)(A) (BA or higher - ECE/related) that will become effective September 2013	257	47.9%	9	28.1%
Percentage (%) of preschool classes in which at least one teacher meets degree/credential requirements of Section 648A.(3)(B) (AA or higher - ECE/related) that became effective October 2011	414	87.0%	5	100.0%
Percentage (%) of preschool classroom assistant teachers with a CDA/equivalent or higher, or are enrolled in a CDA or ECE degree program	441	80.9%	10	55.6%

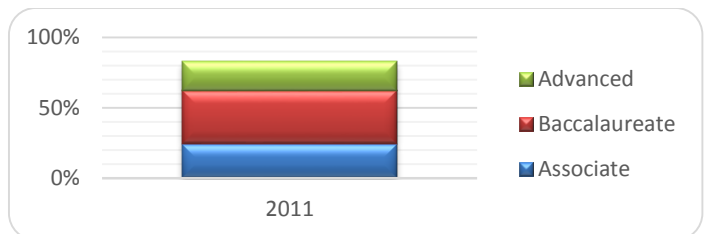
Infant/Toddler Staff (EHS and Migrant/Seasonal infants/toddler staff only)				
	EHS		MSHS	
Early Head Start Center-Based Teachers	265		32	
PIR Performance Indicator	Number	%	Number	%
Percentage (%) of infant and toddler classroom teachers that meet the degree/credential requirements of Section 645A.(h) (CDA/equivalent or higher) that became effective September 2010	253	95.5%	30	93.8%

BREAKDOWN OF ADDITIONAL STAFF QUALIFICATIONS

HS CHILD DEVELOPMENT SUPERVISORS WITH DEGREES



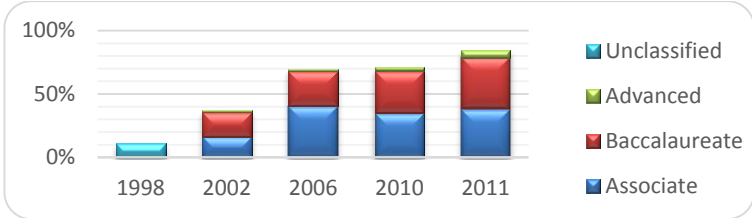
EHS CHILD DEVELOPMENT SUPER. WITH DEGREES



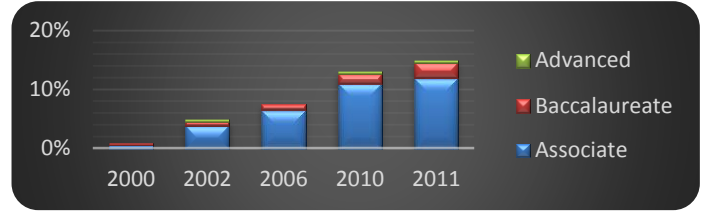
For more information about Head Start in Arkansas, please contact the Arkansas Head Start at 1-501-371-0740 or go to www.arheadstart.org. Data was obtained from the Program Information Report for 2010-2011 collected by the Head Start Enterprise System for the Office of Head Start. Some information may be missing for programs operated by Community Development Institute.

ARKANSAS HEAD START TOTALS 2010-2011

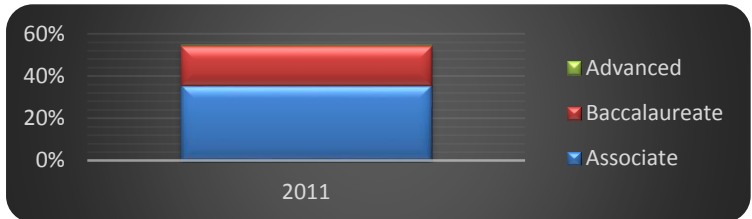
HEAD START TEACHERS WITH DEGREES



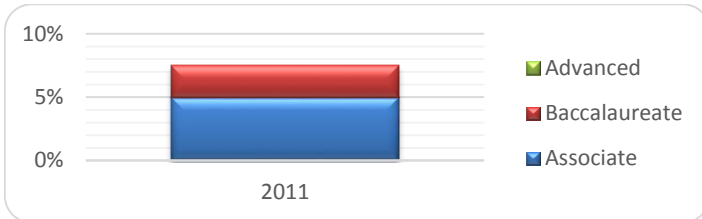
HEAD START ASSISTANT TEACHERS WITH DEGREES



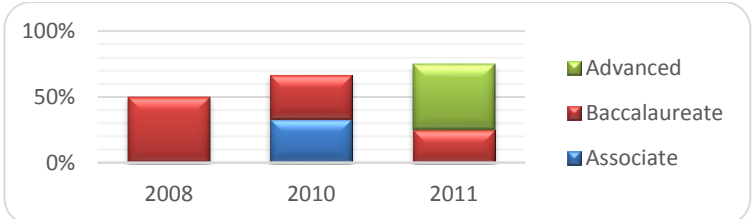
EARLY HEAD START TEACHERS WITH DEGREES



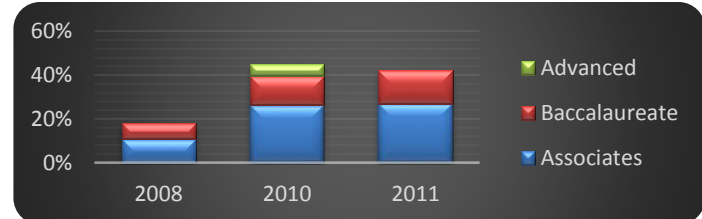
EHS ASSISTANT TEACHERS WITH DEGREES



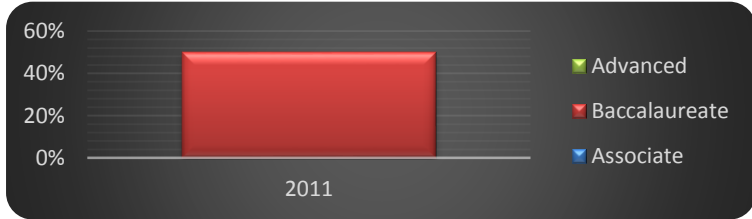
HS HOME-BASED SUPERVISORS WITH DEGREES



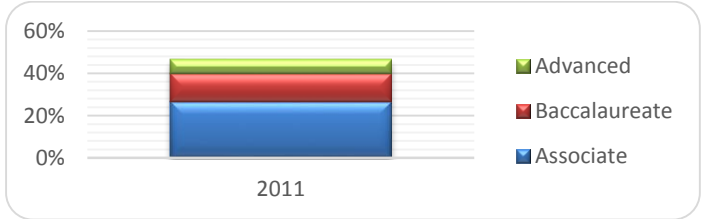
HS HOME-BASED VISITORS WITH DEGREES



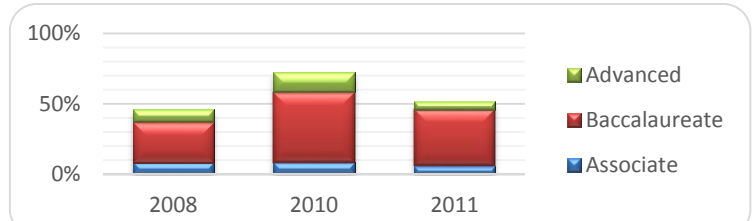
EHS HOME-BASED SUPERVISORS WITH DEGREES



EHS HOME-BASED VISITORS WITH DEGREES



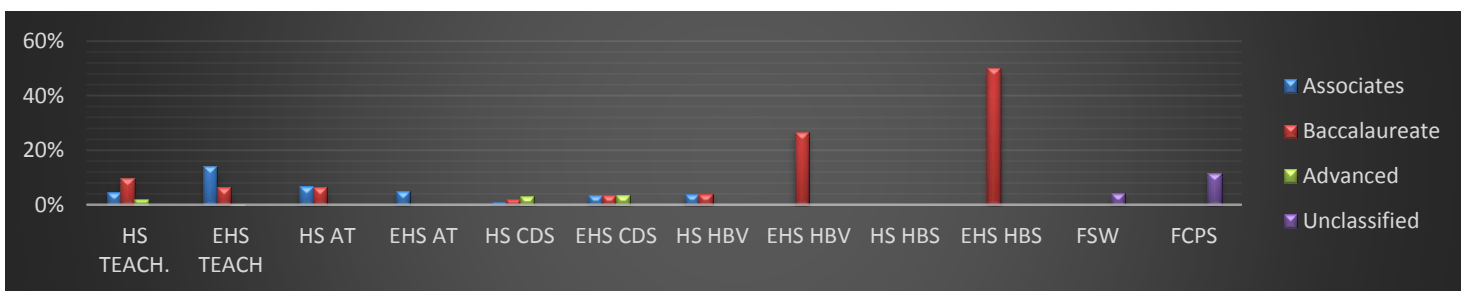
FCP SUPERVISORS WITH DEGREES



FAMILY SERVICES WORKERS WITH DEGREES



STAFF PURSUING DEGREES



For more information about Head Start in Arkansas, please contact the Arkansas Head Start at 1-501-371-0740 or go to www.arheadstart.org. Data was obtained from the Program Information Report for 2010-2011 collected by the Head Start Enterprise System for the Office of Head Start. Some information may be missing for programs operated by Community Development Institute.