

ARKANSAS HEAD START DATA AND STATISTICS

For the 2011-2012 Program Year



Abstract

For over 47 years, Arkansas Head Start programs have continued to improve the quality of comprehensive pre-school services for children and families in Arkansas. More than 11,000 children and families were served by Head Start (HS), Early Head Start (EHS), and Migrant/Seasonal Head Start (MSHS) programs during the 2011-2012 program year. Services were provided by 22 programs which are operated by a variety of grantees: eleven community action programs, one public school, nine single or multi-purpose non-profits, and one state university system.

Arkansas Head Start Association
1400 West Markham, Ste 406
Little Rock, AR 72201
Telephone: 501.371.0740
Fax: 501.370.9109
Website: www.arheadstart.org

ARKANSAS HEAD START TOTALS 2011-2012

PROGRAM INFORMATION

Children received services through 254 centers and 5 programs offer home-based options. Arkansas programs support participation in state initiatives as well as federal. All classrooms are licensed by the state of Arkansas and 82.28% of centers have achieved Arkansas Better Beginnings Level Three ★★ or Arkansas Better Beginnings Level Two ★★ as of 12/07/2011.

BREAKDOWN OF CLASSROOM INFORMATION:

- 468 Head Start
- 133 Early Head Start
- 48 Migrant/Seasonal Head Start (includes Louisiana and Missouri)

ENROLLMENT INDICATORS

FUNDED ENROLLMENT BREAKDOWN BY PROGRAM	CUMULATIVE ENROLLMENT BREAKDOWN BY PROGRAM	CUMULATIVE ENROLLMENT BREAKDOWN BY AGE
8,961 Head Start	10,089 Head Start	157 (1.30%) Pregnant Women
996 Early Head Start	1,443 Early Head Start	562 (4.65%) Less than 1 Year Old
480 Migrant/Seasonal	393 Migrant/Seasonal	563 (4.66%) 1 Year Olds
	178 M/SHS Age 3-5	766 (6.34%) 2 Year Olds
9,302 Center-based Full Day	215 M/SHS Age 0-2	4,719 (39.06%) 3 Year Olds
884 Center-based Part Day	157 Pregnant Women	5,250 (43.45%) 4 Year Olds
231 Home-based		65 (0.54%) 5 Year Olds
20 Pregnant Women		
10,437 Total Funded	12,082 Total Cumulative	12,082 Total Cumulative

CUMULATIVE ENROLLMENT BREAKDOWN BY ETHNICITY/RACE		
1,805	(14.94%)	Hispanic or Latino
10,277	(85.06%)	Non-Hispanic/Non-Latino
23	(0.19%)	American Indian/Alaska Native
50	(0.41%)	Asian
5,301	(43.88%)	Black or African American
40	(0.33%)	Native Hawaiian/Pacific Islander
4,581	(37.92%)	White
705	(5.84%)	Biracial or Multi Racial
1,112	(9.20%)	Other Race
270	(2.23%)	Unspecified Race

For more information about Head Start in Arkansas, please contact the Arkansas Head Start at 1-501-371-0740 or go to www.arheadstart.org. Data was obtained from the Program Information Report for 2011-2012 collected by the Head Start Enterprise System for the Office of Head Start. Some information may be missing for programs operated by Community Development Institute.

ARKANSAS HEAD START TOTALS 2011-2012

Performance Indicators

This information was obtained from the Office of Head Start Program Information Report. It highlights annual program data in areas of frequent interest and is not a full summary of program performance.

Enrollment	Head Start		EHS		MSHS	
	Number	%	Number	%	Number	%
PIR Performance Indicator						
Percentage (%) of children enrolled for multiple years	3,509	34.8%	676	45.3%	249	57.8%
Percentage (%) of children enrolled less than 45 days	591	5.9%	69	4.6%	34	7.9%
Percentage (%) of children and pregnant women (if EHS) who left the program and did not re-enroll	1,734	17.2%	384	23.4%	120	27.8%
Percentage (%) of homeless children identified at enrollment	245	2.4%	76	5.3%	0	0.0%
Percentage (%) of foster children enrolled	67	0.7%	8	0.6%	0	0.0%

Services to All Children at Beginning of Enrollment Year Compared to End of Enrollment Year (based on Cumulative Enrollment)

HEAD START	Number at Beginning of Year	%	Number at End of Year	%
Percentage (%) of children with health insurance	9,514	94.3%	9,836	97.5%
Percentage (%) of children with a medical home	9,588	95.0%	9,895	98.1%
Percentage (%) of children with up-to-date immunizations or all possible immunizations to date	9,446	93.6%	9,940	98.5%
Percentage (%) of children with a dental home	7,786	77.2%	9,306	92.2%
EARLY HEAD START	Number at Beginning of Year	%	Number at End of Year	%
Percentage (%) of children with health insurance	1,384	95.9%	1,401	97.1%
Percentage (%) of children with a medical home	1,375	95.3%	1,402	97.2%
Percentage (%) of children with up-to-date immunizations or all possible immunizations to date	1,281	88.8%	1,058	73.3%
Percentage (%) of children with a dental home	677	46.9%	888	61.5%
MIGRANT-SEASONAL HEAD START	Number at Beginning of Year	%	Number at End of Year	%
Percentage (%) of children with health insurance	350	89.1%	360	91.6%
Percentage (%) of children with a medical home	383	97.5%	388	98.7%
Percentage (%) of children with up-to-date immunizations or all possible immunizations to date	393	100.0%	393	100.0%
Percentage (%) of children with a dental home	326	83.0%	362	92.1%

For more information about Head Start in Arkansas, please contact the Arkansas Head Start at 1-501-371-0740 or go to www.arheadstart.org. Data was obtained from the Program Information Report for 2011-2012 collected by the Head Start Enterprise System for the Office of Head Start. Some information may be missing for programs operated by Community Development Institute.

ARKANSAS HEAD START TOTALS 2011-2012

Services to Children (based on Cumulative Enrollment)	HEAD START		EHS		MSHS	
	Number	%	Number	%	Number	%
PIR Performance Indicator						
Percentage (%) of all children with an IFSP or IEP	1,688	16.7%	176	12.2%	23	5.9%
Percentage (%) of preschool children with an IEP for one of the primary disabilities reported in the PIR, that received special education or related services for those disabilities	1,672	99.4%			18	100.0%
Percentage (%) of children up-to-date on a schedule of preventive and primary health care per the states EPSDT schedule	8,927	88.5%	1,233	85.4%	375	95.4%
Of the children up-to-date on health screenings, the percentage (%) of children diagnosed with a chronic condition needing medical treatment	716	8.0%	142	11.5%	8	2.1%
Of the children diagnosed with a chronic condition needing medical treatment, the percentage (%) of children who received medical treatment	664	92.7%	142	100.0%	8	100.0%
Percentage (%) of preschool children completing professional dental exams	7,489	99.4%			128	71.9%
Of the preschool children receiving professional dental exams, the percentage (%) of preschool children needing professional dental treatment	1,583	21.1%			44	34.4%
Of the preschool children needing dental treatment, the percentage (%) of preschool children who received dental treatment	1,238	78.2%			38	86.4%

Family Services							
Total Number of Head Start Families		HS- 9,226		EHS-1,301		MSHS-277	
		HEAD START		EHS		MSHS	
PIR Performance Indicator		Number	%	Number	%	Number	%
Percentage (%) of families who received at least one of the family services reported in the PIR		5,969	64.7%	858	65.9%	248	89.5%
Total Number of Families Experiencing Homelessness that were Served During the Enrollment Year		HS- 318		EHS-103		MSHS-5	
		HEAD START		EHS		MSHS	
PIR Performance Indicator		Number	%	Number	%	Number	%
Percentage (%) of families experiencing homelessness during the enrollment year that acquired housing during the enrollment year		70	22.0%	20	19.4%	0	0.0%

For more information about Head Start in Arkansas, please contact the Arkansas Head Start at 1-501-371-0740 or go to www.arheadstart.org. Data was obtained from the Program Information Report for 2011-2012 collected by the Head Start Enterprise System for the Office of Head Start. Some information may be missing for programs operated by Community Development Institute.

ARKANSAS HEAD START TOTALS 2011-2012

ARKANSAS HEAD START STAFF QUALIFICATIONS

Head Start programs in Arkansas employ over 2,821 staff. In 1998, the U.S. Congress increased teacher qualifications to require 50% of Head Start Teachers nationwide hold an associate or higher degree in early childhood education or a related field. As Head Start teachers began to work on degrees, many central office staff, center directors, and teacher assistants began pursuing higher education degrees as well. With the 2007 Reauthorization, the U.S. Congress has issued a new goal to achieve 100% of teachers with an associate or higher degree and 50% with a bachelor or higher degree nationwide.

Preschool Staff and Classes (Head Start and Migrant/Seasonal preschool staff only)				
	HEAD START		MSHS	
<i>Preschool Classroom Teachers</i>	505		16	
<i>Preschool Classes</i>	408		11	
<i>Preschool Classroom Assistant Teachers</i>	519		10	
PIR Performance Indicator	Number	%	Number	%
Percentage (%) of preschool classroom teachers that meet the degree/credential requirements of Section 648A.(2)(A) (BA or higher - ECE/related) that will become effective September 2013	278	55.0%	9	56.2%
Percentage (%) of preschool classes in which at least one teacher meets degree/credential requirements of Section 648A.(3)(B) (AA or higher - ECE/related) that became effective October 2011	354	86.8%	5	100.0%
Percentage (%) of preschool classroom assistant teachers with a CDA/equivalent or higher, or are enrolled in a CDA or ECE degree program	416	80.2%	10	90.0%

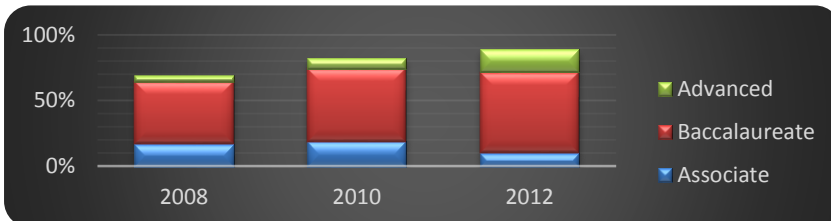
Infant/Toddler Staff (EHS and Migrant/Seasonal infants/toddler staff only)				
	EHS		MSHS	
<i>Early Head Start Center-Based Teachers</i>	230		32	
PIR Performance Indicator	Number	%	Number	%
Percentage (%) of infant and toddler classroom teachers that meet the degree/credential requirements of Section 645A.(h) (CDA/equivalent or higher) that became effective September 2010	212	92.2%	32	100.0%

For more information about Head Start in Arkansas, please contact the Arkansas Head Start at 1-501-371-0740 or go to www.arheadstart.org. Data was obtained from the Program Information Report for 2011-2012 collected by the Head Start Enterprise System for the Office of Head Start. Some information may be missing for programs operated by Community Development Institute.

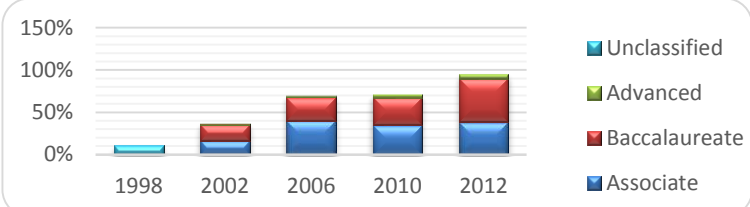
ARKANSAS HEAD START TOTALS 2011-2012

BREAKDOWN OF ADDITIONAL STAFF QUALIFICATIONS

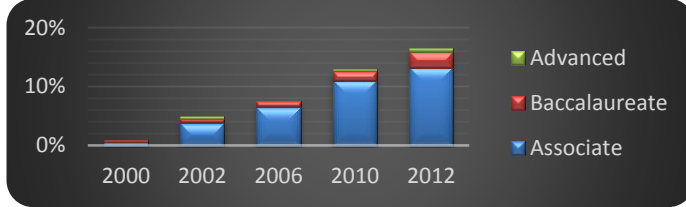
EDUCATION CHILD DEVELOPMENT SUPERVISORS WITH DEGREES



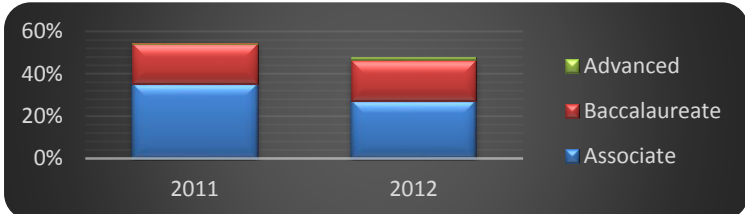
HEAD START TEACHERS WITH DEGREES



HEAD START ASSISTANT TEACHERS WITH DEGREES



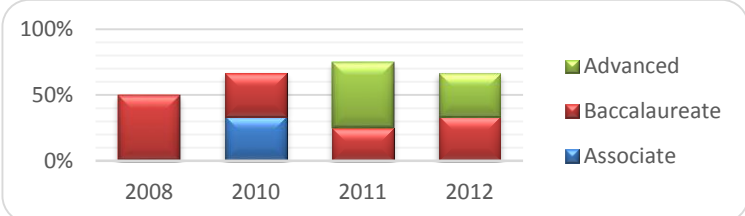
EARLY HEAD START TEACHERS WITH DEGREES



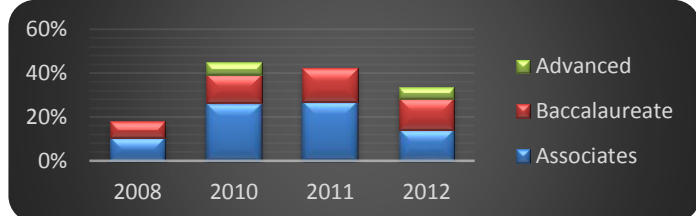
EHS ASSISTANT TEACHERS WITH DEGREES



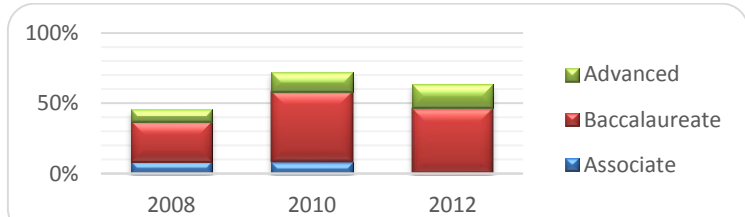
HOME-BASED SUPERVISORS WITH DEGREES



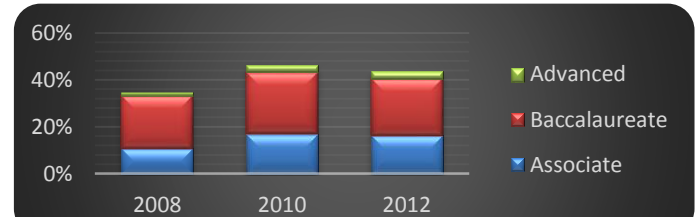
HOME-BASED VISITORS WITH DEGREES



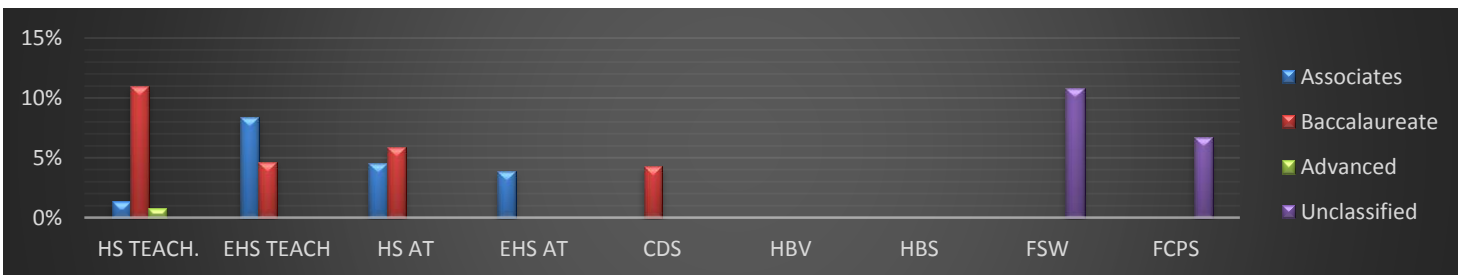
FCP SUPERVISORS WITH DEGREES



FAMILY SERVICES WORKERS WITH DEGREES



STAFF PURSUING DEGREES



For more information about Head Start in Arkansas, please contact the Arkansas Head Start at 1-501-371-0740 or go to www.arheadstart.org. Data was obtained from the Program Information Report for 2011-2012 collected by the Head Start Enterprise System for the Office of Head Start. Some information may be missing for programs operated by Community Development Institute.